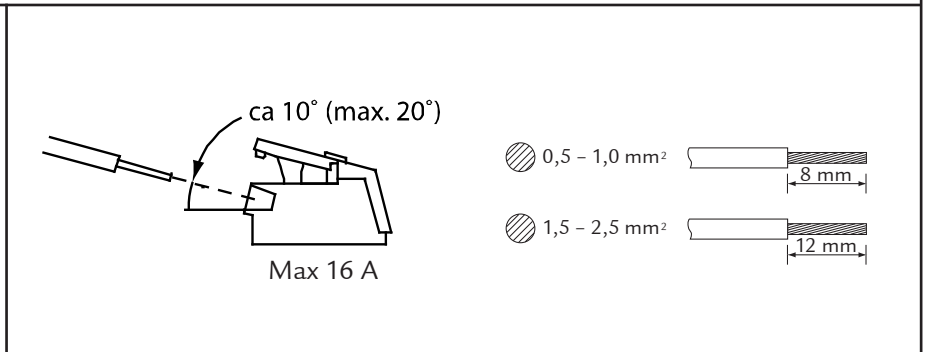
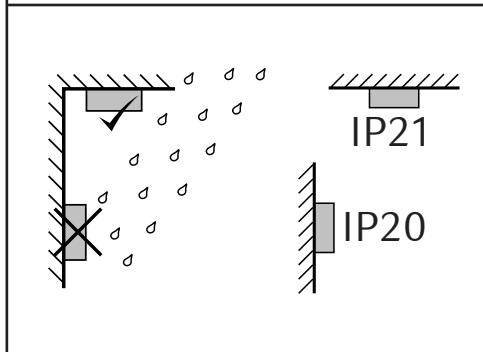
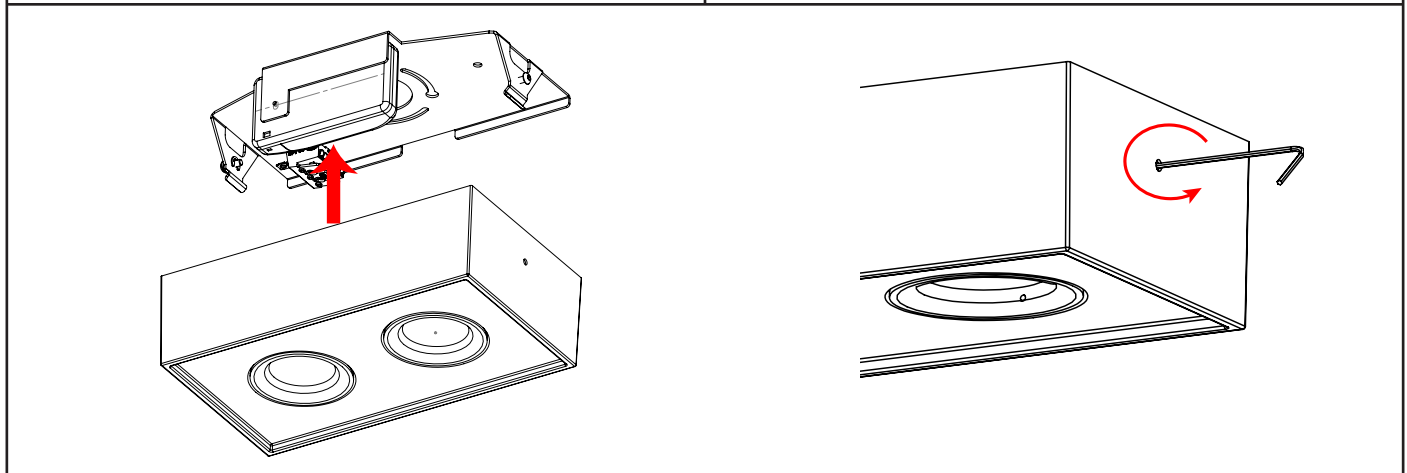
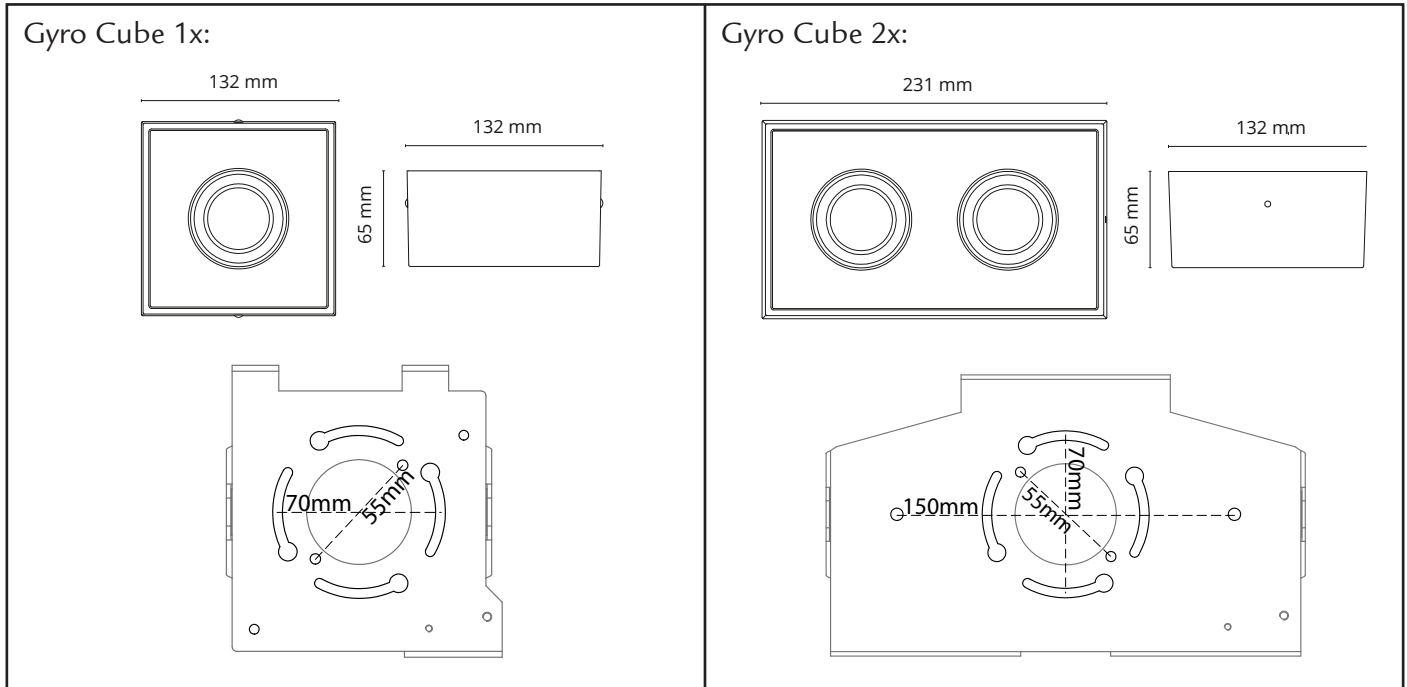


Gyro Cube DimToWarm



230V, 50/60Hz, IP21



Rev: 21.04.2017

CORPORATE OFFICE:
SG Armaturen AS
Svåbekk 15
4790 Lillesand
NORGE

BRANCH OFFICE:
SG Lighting SA/NV
Blokhuistraat 47
2800 Mechelen Noord I
BELGIQUE/BELGIË

Tlf:+32(0) 15 20 72 71
info.benelux@sglighting.net
www.sglighting.net

BRANCH OFFICE:
SG Armaturen A/S
Egebakken 19
7400 Herning
DANMARK

Tlf:+45 70 70 72 13
info@sg-as.dk
www.sg-as.dk

BRANCH OFFICE:
SG Lighting SA/NV
73 rue de Saint Mandrier
83140 Six Fours Les Plages
FRANCE

Tlf:+33(0) 4 94 93 00 00
info.france@sglighting.fr
www.sglighting.net

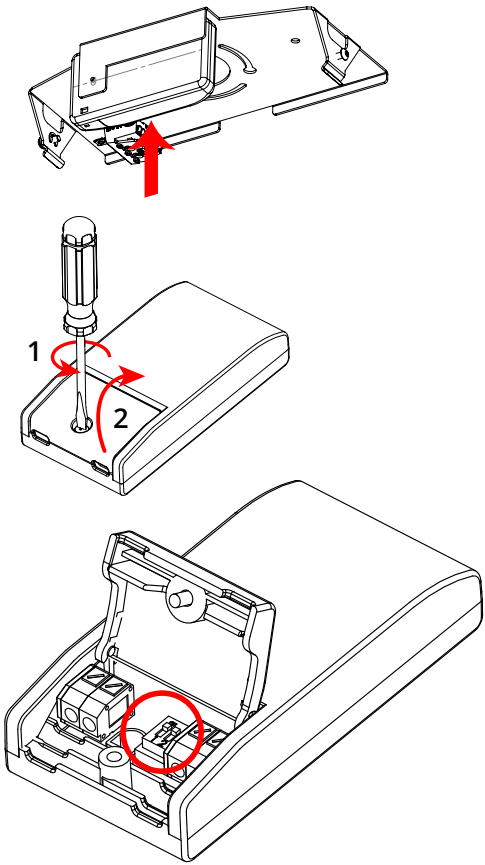














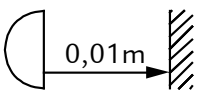
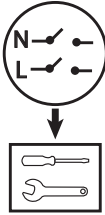

BRANCH OFFICE:
SG Leuchten GmbH
Postfach 67 04 21
22344 Hamburg
GERMANY

Tlf:+49 40 23 99 44 59
info@sg-leuchten.de
www.sg-leuchten.de

BRANCH OFFICE:
SG Armaturen AB
August Barksg. 30B
421 32 Västra Frölunda
SVERIGE

Tlf:+46 31 81 71 10
info@sg-ab.se
www.sg-ab.se

Tlf:+47 37 50 03 00
firmapost@sg-as.no
www.sg-as.no

| | | |
|---------------------------------------------------------------------------------------------------------------------------------------------------------------------------------------------------------------|-------------------------------------------------------------------------------------------------------------------------------------------------------------------------------------------------------------------------------------------------------------------------------------------------------------------------------------------------------------------------------------------------------------------------------------------------------------------------------------------------------------------------------------------------------------------------------------------------------------------------------------------|-----------------------------------------------------------------------------------------------------------------------------------------------------------------------------------------------------------------------------------------------------------------------------------------------------------------------------------------------------------------------------------------------------------------------------------------------------------------------------------------------------------------------------------------------------------------------------------------------------------------------------------------------------------|
|  | <p>Gyro Cube 1x</p> <p>✓  180 mA (6W)</p> <p> 205 mA</p> <p> 230 mA  </p> <p> 255 mA</p> | <p>Gyro Cube 2x</p> <p>✓  300 mA, 10W</p> <p>✓  350 mA, 12W (Standard)</p> <p> 400 mA  </p> <p> 450 mA</p> |
| <p> 100% = 2800K</p> <p> 5% = 2000K</p> | | |
|  | <p>NO: Minimumsavstand til brennbart materiale i armaturens stråleretning. EN: Minimum distance to flammable material in the beam direction. FR: Distance minimum entre le faisceau lumineux de l'armature et toute matière inflammable. NL: Minimale afstand tussen de lichtstraal van de armatuur en het brandbaar materiaal. DE: Der kleinste Abstand zum brennbaren Material in die Richtung des Lichtstrahls.</p> | |
|  | <p>NO: Skru av strømmen før montering EN: Turn off power before installing FR: Couper le courant avant l'installation NL: Stroom uitschakelen voor u het toestel installeert DE: Vor Installationsarbeiten den Strom abschalten.</p> | |
|  | <p>NO: Kan kun installeres av en registrert installasjonsvirksomhet EN: Only to be installed by an authorized electrician FR: Doit être installé par un électricien autorisé NL: Mag alleen geïnstalleerd worden door een bevoegde elektricien DE: Dieses Produkt darf nur durch autorisiertes Personal (z. B. Elektro-Installateur) angeschlossen und in Betrieb genommen werden.</p> | |